

CPS • SCP News



CANADIAN PHYTOPATHOLOGICAL SOCIETY • SOCIÉTÉ CANADIENNE DE PHYTOPATHOLOGIE

VOL. 48, NO. 2

www.cps-scp.ca

June 2004

President's Message

Richard Martin

I would like to take this opportunity in the CPS-SCP News, as my last message as President, to express my sincere thanks to all the members of the Society who volunteered their time and effort to serve our Society in the past year. I have come to realize how very much the Society owes to many of our members. I suspect that every President has had the same feelings at the end of their term; how the CPS can accomplish so much on a volunteer basis and that perhaps it is time that the Society consider hiring someone part time. We need to seriously discuss the work load of several of our key positions and how we could better utilize their expertise by reducing routine administrative functions. While not a problem, this may also help to maintain a level of administrative continuity over the years.

To become a President of a group means to witness first hand the speed at which time can fly by or, perhaps more realistically, overcome you. This year has been no exception, but it has been a rewarding year, and I thank you for the opportunity. While we have not had to face any major issues there have been a number of ongoing and new projects to look at.

The new English edition of Diseases of Field Crops in Canada has been very well received, and it may be fairly safe to state that sales have exceeded expectations. The

Inside this issue:

75th Anniversary Reminiscences	29-42
Announcements	52-53
Committee Reports	46-50
CPDS	47-48
Membership	48-49
Public affairs	49
Symposium	49-50
Website	46-47
Contact the Editors	54
Deadline for Sept. Issue	52
Early Canadian Plant Pathologists	42-46
Employment	53
Mot du Président	27-28
People and Travel	52
President's Message	26-27
Regional Reports	50-51

French translation is progressing well and sponsorships have been coming in to help defray the translation and printing costs. It is hoped that the translated book will be going to the printer in early summer. It would have been nice to launch the book at the 75th anniversary meeting; however it is better to ensure excellent quality than meet a date. Thank you again to those spearheading the book. Initial discussions are underway with the Entomological Society of Canada on the vegetable book and reprinting of the French version, which has been selling

very well. As mentioned in a previous newsletter it is time to start thinking of a new book project, I have had several suggestions, but more are always welcome.

Speaking of the 75th anniversary meeting, it looks like it will be very well attended, with over 225 people registered so far. Remember it is not too late to register so check the CPS web page for details. The guest speakers and special events are coming together and it promises to be an interesting meeting from a current science standpoint and from a historical and professional one. Everyone on the Special Programs Committee and Local Arrangements Committee has been working very hard and I would like to thank them for their effort to date.

Over the last two years there have been discussions held between various agricultural related societies in Canada as to potential levels of interaction; to increase inter-society discussions, information exchange and perhaps service to our members. This is in addition to our current involvement with Plant Canada, discussion on which will be held at the annual meeting in Ottawa. We will be meeting jointly with societies which make up Plant Canada in Edmonton in 2005. This should be an interesting conference as we will be meeting with a number of

non-traditional societies for us. Plant Canada is growing and includes pathology, weed, soil, botanical, agronomy and plant physiology societies.

We will soon be completing our Societies first 5-year strategic plan. In the coming year we will be starting work on the second plan. The Society has come a long way in meeting the goals laid out in the first Strategic Plan. Each of us needs to now start to give some thought to the next five years and where and how we would like to see the Society develop. I would challenge each of you to start this process so that when a new committee is established to develop the plan, you will be prepared to assist and have meaningful input.

Again, thank-you for allowing me to serve the CPS, and I hope to see you in Ottawa.

Mot du président

Richard Martin

Je veux saisir la chance qui m'est offerte par le *CPS-SCP News*, dans ce dernier message en tant que Président, de remercier cordialement tous les membres de la Société qui ont volontairement donné de leur temps et de leur énergie pour notre Société au cours de la dernière année. J'en suis venu à réaliser à quel point la Société est redevable envers plusieurs de nos membres. Je suppose que chaque Président a eu la même sensation à la fin de son mandat; comment est-il possible pour la SCP de faire tant de choses sur une base volontaire et ne serait-il pas temps pour la Société de penser à engager quelqu'un à temps partiel?. Nous devons sérieusement échanger sur le lourd fardeau qui est le lot de plusieurs de nos postes clés et sur la façon de mieux utiliser les compétences de ceux qui les occupent en réduisant les fonctions administratives routinières. Bien que ce ne soit actuellement pas un problème,

"I have come to realize how very much the Society owes to many of our members."



**President/Président
Richard Martin**

nous pourrions ainsi aussi assurer une continuité administrative au cours des années.

Devenir le président d'une organisation signifie devenir le témoin privilégié de la vitesse à laquelle le temps file ou, pour être plus réaliste, à laquelle il nous échappe. Cette année n'a pas fait exception, mais ce fut une année gratifiante et je vous remercie pour m'avoir donné cette chance. Bien que nous n'ayons pas eu de dossier majeur à traiter, il a fallu s'occuper de nombreux projets nouveaux ou déjà en cours.

La nouvelle édition anglaise de *Diseases of Field Crops in Canada* a été très bien accueillie et nous ne pouvons pas tellement nous tromper en affirmant que les ventes ont dépassé les prévisions. La traduction française avance bien et nous avons trouvé des commanditaires pour nous aider à défrayer les coûts de traduction et d'impression. Nous prévoyons que le livre traduit sera chez l'imprimeur au début de l'été. Le lancement du livre au cours de la réunion du 75^e anniversaire aurait été désirable, mais il vaut mieux s'assurer d'une excellente qualité que de respecter une échéance. Encore merci à ceux qui s'occupent de ce dossier. Des discussions préliminaires sont en cours avec la Société d'entomologie du Canada à propos du livre sur les légumes et de la réimpression de sa version française qui s'est très bien vendue. Tel que déjà mentionné dans un numéro précédent, il est temps de penser à un nouveau projet de livre; j'ai eu plusieurs suggestions, mais d'autres seraient encore les bienvenues.

En parlant de la réunion du 75^e anniversaire, on dirait qu'il y aura affluence avec plus de 225 personnes déjà enregistrées. Souvenez-vous qu'il n'est pas trop tard pour s'inscrire et consultez la page Web de la SCP pour les détails. Les préparations concernant les conférenciers invités et les événements spéciaux sont en train d'être finalisées et la réunion promet

d'être captivante tant du point de vue scientifique que de celui historique et professionnel. Tous les membres du Comité des événements spéciaux et du Comité local d'arrangements ont travaillé très fort et je les remercie pour le travail accompli jusqu'à présent.

Des discussions ont eu lieu au cours des deux dernières années entre plusieurs sociétés canadiennes associées à l'agriculture sur de possibles interactions visant à accroître les échanges entre les sociétés, le partage d'information et même les services aux membres. Ces activités

s'ajoutent à notre présente implication avec Plant Canada, sur laquelle nous pourrions échanger lors de la réunion annuelle à Ottawa. À Edmonton en 2005, nous aurons

une réunion conjointe avec des sociétés qui forment Plant Canada. L'occasion risque d'être particulièrement intéressante alors que nous aurons des contacts avec plusieurs sociétés avec qui nous ne sommes pas traditionnellement associés. Plant Canada est en croissance et comprend des sociétés qui touchent la phytopathologie, les mauvaises herbes, le sol, la botanique, l'agronomie et la physiologie végétale.

Nous allons bientôt compléter le premier plan stratégique de 5 ans de notre Société. Dans l'année qui vient, nous allons commencer à travailler sur un deuxième. La Société a fait un bon bout de chemin afin de d'atteindre les objectifs fixés dans le premier plan stratégique. Chacun de nous doit maintenant commencer à songer aux cinq prochaines années et à ce que la Société devrait développer et sur les moyens pour y arriver. Je vous défie de commencer ce processus de sorte que lorsqu'un nouveau comité sera constitué pour développer le plan, vous serez prêts à y participer et à y contribuer de façon significative.

À nouveau, merci pour m'avoir permis de servir la SCP et j'espère vous rencontrer à Ottawa.

<<J'en suis venu à réaliser à quel point la Société est redevable envers plusieurs de

Canadian Phytopathological Society

75th Anniversary - Reminiscences

Reminiscences

Tom G. Atkinson

A. Student Years


I feel a very special, even familial, relationship with the Canadian Phytopathological Society. Both of us were “conceived” in 1928 and “delivered” in 1929. However, unlike the Society which had been “contemplated” even earlier, my arrival was “unexpected”.

In preparing these “reminiscences”, I have come to realize just how significantly my various choices and decisions, together with fortuitous events and assistance provided by my mentors and colleagues, influenced the direction of my research career.

Growing up in Vancouver, I entered U.B.C.’s Faculty of Agriculture in 1947- directly from high school. That was the same year that the last big ‘wave’ of World War II veterans also entered the university – a maturing and invaluable influence. Following my first year, I opted for a newly-introduced 5-year honours program in plant breeding. I was ecstatic that such a specialization was being offered because I had been fascinated by a book I had read earlier, about the early plant breeder, Luther Burbank. As difficult as it may be for many today to comprehend, that book was my introduction to the word (not to mention the science) “genetics”! In fact, my first genetics class was in third year university. As options, I fit in as many

pathology, mycology and virology courses as I could.

My first research venture into the inheritance of host-parasite reactions was my undergraduate thesis. In this regard, I had the very good fortune to be employed for three summers as a “student assistant” at the C.D.A. Experimental Farm at Agassiz (historically, one of the original five “farms” established in 1886). There under the mentorship of Dr. Doug Taylor, I was introduced to the science and skills of cereal breeding. I was, therefore, able to undertake an inheritance study of resistance to powdery mildew in barley for my thesis. I recall writing to the Winnipeg Rust Research Laboratory for seed of the differential hosts of *Erysiphe graminis hordei* and a reprint of Drs. Margaret Newton and W. J. Cherewick’s “*Erysiphe graminis* in Canada”. The Agassiz isolate reacted like Race 3, except for the fact that it was virulent on one of the differential hosts (Kwan) that was supposed to be resistant.



Tom G. Atkinson

Toward the end of my undergraduate program (1952) I realized that, although I continued to have a keen interest in genetics, I was increasingly unsure that I wanted to become a plant breeder per se. I, therefore, elected to do a Master’s program in cytogenetics – an area which had not been included in my undergraduate studies.

As chance would have it, although I had been accepted by Dr. J.

Unrau at the University of Alberta, circumstances arose that resulted in the transfer of my NSERC-supported master’s program to the University of Saskatchewan under Dr. B.C. Jenkins. It was Dr. Jenkins who first made me aware of Dr. Ruby Larson’s development of chromosome substitution lines in wheat to identify which chromosome(s) carried the gene(s) determining wheat stem solidness (and thus resistance to the wheat stem sawfly). Some 10 years later Dr. Larson and I used these same chromosome substitution lines to study the super-susceptibility of sawfly-resistant wheats to common root rot.

Soon after arriving at the U. of Sask., I became aware of Dr. Michael Shaw's newly-initiated research on the physiology of host-parasite relations. This more fundamental approach to plant disease research appealed to me and I was fortunate to be accepted by Dr. Shaw for my doctoral degree (another fortuitous event in my scholastic journey). I believe Dr. Shaw was impressed by the extensive card catalogue of publications on powdery mildew that I had assembled as a library research project assigned by my undergraduate plant pathology professor, Dr. Frank Dickson. At any rate, my doctoral research used histochemical methods to demonstrate the localization of acid phosphatase on the digital haustoria of *Erysiphe graminis tritici*. It was also my good fortune during this period (1953-1956) to get to know the late D.J. "Sam" Samborski who was then a post-doctoral research assistant in Shaw's laboratory.

Employment opportunities in Canada were virtually nil when I completed my doctorate in 1956 because of a federal government "hiring freeze". Fortunately, with Dr. Shaw's support, I secured a post-doctoral position with Dr. Paul Allen at the University of Wisconsin. My research there involved the reversal of the self-inhibition of germination exhibited by wheat stem rust uredospores when *en masse*.

The hiring-freeze eased in 1958 and that summer I received a letter from Dr. K.W. Neatby offering me a position at either the Lethbridge or Edmonton Science Service Laboratory. I opted for Lethbridge because that position was in cereal pathology while the Edmonton opening involved forage crop diseases (also, as my wife Inger noted, Lethbridge was closer to the Mountains!). The position I filled had been vacated by Dr. John Slykhuis when he had been transferred to Ottawa in 1956 to head the Virology Section. Dr. Slykhuis forever distinguished himself internationally while in Lethbridge by demonstrating that the vector of wheat streak mosaic virus was the wheat curl mite, *Aceria tulipae* (more recently named *A. tosichella*).

B. Meetings of Alberta Plant Pathologists

The earliest recollection I have of meetings of Alberta plant pathologists was in November 1958, when the Lethbridge contingent traveled by car to Edmonton for what was even then, an annual event. That was my first travel northwards since my arrival in Lethbridge two months earlier. When we reached the "Parklands" north of Calgary, I suddenly startled my companions with an excited "look, there's trees!" After all, up to then, the only sizable trees I had seen in the south were farmer's windbreaks - and those only in irrigated districts.

The group at that time included pathologists from the University of Alberta, Alberta Agriculture, federal forest pathologists from Calgary, and C.D.A. staff from Edmonton and Lethbridge. These meetings, which rotated among the various research centers, consisted of disease updates on different crops as well as research progress reports. In 1980, the Alberta pathologists became incorporated as the "Plant Pathology Society of Alberta" which, to this day, continues to serve as the Alberta representative to the C.P.S.

I have it on good authority that the late Dr. Bud Wright of the former Virus Research center in Vancouver, was so impressed after attending a meeting of the Alberta group in Lethbridge as an invited speaker, that he subsequently took steps to stimulate the B.C. Regional C.P.S. group to become more active and inclusive of pathologists throughout that province. My source has also assured me that this initiative was, and continues to be, very successful.

C. Associate Committee Meetings

The Alberta annual plant pathology meetings were not the only ones that were very helpful to new recruits such as myself in getting to know, first-hand, not only the research currently being conducted, but also, and equally important, the researchers themselves. The annual February meetings of what were then called the "Associate Committees", sponsored by the National Research Council, were even wider in scope involving cereal / oilseed breeders, pathologists and quality researchers. Each of these groups met both individually and in

“joint session” to vote on the acceptance/rejection of advanced breeder’s lines proposed for varietal status.

Regular yearly attendance at these meetings, which rotated among Winnipeg (Hotel Fort Gary), Saskatoon (Bessborough), and Edmonton (McDonald) was essentially assured for those involved in research impacting on one or more of the subject-matter crops. These interdisciplinary sessions provided an invaluable opportunity to get to know and network with a broad spectrum of crop scientists from across much of Canada. In contrast, support to attend meetings of the C.P.S. was not as regularly forthcoming. As a consequence, attendance was often combined with “family holidays”.

D. Western Committee on Plant Diseases

The year 1969 saw the realization that the widespread use of organic mercurial seed dressing posed serious environmental and occupational hazards. The regular use of seed-treatment fungicides to control seed- and soil-borne pathogens of cereals and oilseeds had long been recommended and widely practiced in Alberta where most rural municipalities operated seed cleaning/treatment plants. Provincial wildlife officers “sounded the alarm” when they found that pheasants were dying from the ingestion of treated seeds.

I clearly recall how surprised and perturbed my fellow pathologist, the late Frank Harper, and I were when we learned that it was entomologists, meeting in Lethbridge as the “Western Committee on Crop Pests”, who were being asked by Alberta Agriculture to provide input on this matter. That was the event that prompted Frank and I to propose a “Western Committee on Plant Disease Control”. The concept was well received by our fellow phytopathologists in each of the four western provinces, and the inaugural meeting was held in Lethbridge in 1976.

A significant achievement of the members of this Committee was, and continues to be the compilation of an annually updated “Guidelines for Plant Disease Control in Western Canada”. These guidelines serve as a basis for provincial recommendations.

The production of the guidelines is made possible by the active participation of personnel from the four western provincial governments, The Universities of Alberta, Saskatchewan, Manitoba, and Simon Fraser University. Frank Harper served as editor until 1980.

At one point early in the life of the W.C.P.D.C., we were queried by the then CDA Plant Pathology Coordinator “who gave you the authorization to form such a committee?” To which I replied without hesitation, “We did”. The point was, pathologists in western Canada, both federal and provincial, recognized a need and they took the initiative to address it.

E. Cereal Disease Research

Recollection of the above event reminds me of a similar exchange with an earlier Plant Pathology Coordinator. I had written to him outlining my plans, in cooperation with Dr. Ruby Larson (cytogeneticist), to conduct a cytogenetic analysis of common root rot susceptibility in solid-stemmed sawfly-resistant wheat using Larson’s chromosome substitution lines. Before he had the opportunity to respond through mail, I had the chance to ask him what he thought of our plans when we met – probably at an Associate Committee meeting. He replied, “Go ahead, so long as you believe you have a reasonable chance of success.” To which I replied, “The only thing I can be sure of is that we are more likely to succeed if we try than if we don’t.” We subsequently demonstrated, conclusively, that a major gene for susceptibility and two minor ones, were not on the chromosomes carrying genes for stem solidness. These findings showed wheat breeders that it was feasible to develop sawfly-resistant varieties with good resistance to common root rot. And this came to pass. Basic to the success of this interdisciplinary research was the chromosome-substitution lines of Dr. Larson and the greenhouse-based root rot testing methodology using naturally-infested field soil that I had developed.

F. The Wheat Streak Mosaic Epiphytotic 1963 / 64

The most memorable plant disease occurrence that I experienced and documented together with Drs. Mark Grant (winter wheat breeder) and John Slykhuis was the devastating winter wheat streak mosaic epiphytotic of 1963/64. A severe and prolonged drought in the spring of 1963 delayed the seeding and emergence of spring wheat crops in southern Alberta until mid-June when drought-ending precipitation occurred. As a consequence, these crops were much later maturing than normal and provided “a bridge” for the mite-vector to carry the virus to winter wheat crops sown in September. Furthermore, the first killing frost did not occur until mid-October. As a consequence, the 1963-64 winter wheat crop was infected in epiphytotic levels, as was evident even before freeze-up.

Symptoms of the disease were so severe the following spring that many fields were cultivated out. The distribution and intensity of streak mosaic was surveyed extensively by District Agriculturists in the affected area using survey booklets we provided. There was a strong relationship between the disease severity/distribution data and the 1963 spring “drought map” developed from local meteorological station precipitation data provided by Environment Canada. Further, an excellent correlation ($r=0.917$) between disease severity ratings and yield was obtained from an intensively sampled 25-acre field.

Memorable Experiences - by Colin D. McKeen

Although my interest in crop diseases had an origin twelve to fifteen years before I began postgraduate studies in 1938, I have not included that here. Rather, I have attempted to highlight a few experiences taking place during my studies, subsequent research challenges and administrative duties over the following forty years.

Members of the Canadian Phytopathological Society (CPS) of my vintage have on occasion been referred to as “Early Post-Pioneers.” This label may have been applied because of our personal acquaintances with many of the charter members of the Canadian division of the American Phytopathological Society formed in 1918. Also, we may have shown determined efforts to follow in their footsteps.

Post-Graduate Study Period (1938-42)



Colin D. McKeen

My post-graduate studies began in 1938 at the University of Toronto, Botany Building, 6 Queen's Park Crescent. Our 1938-9 seminars on plant pathogenic fungi and bacteria led by the inimitable, mind-shaping DL Bailey, will never be forgotten. Like a prosecuting attorney, though exuding a genuinely benevolent spirit, he presided over our freshman group of four. Even more humiliating than our frequent response failures to his questioning routines were the post-seminar jam sessions by the gloating or deflated incumbents. In retrospect, all these experiences were scientific training at its best. Realizing that one's mentor expects a reasonable defense of every answer given teaches one to think clearly. Four years of study, and research on a thesis problem, accompanied by many instances of fun relief, paid dividends. In June 1942, HW Mead of Saskatoon, MF Welsh of

Summerland, BC and I were granted PhDs. Soon thereafter, the latter two took officer training in the Royal Canadian Corps of Signals and served overseas until discharge at the end of WW II.

At Toronto, the knowledge gained from such renowned lecturers as Drs. HS Jackson, GH Duff, LC Coleman and DL Bailey served as foundation stones for a challenging career in plant pathology. All four had had some firmly grounded experiences in crop diseases and fungal pathogens. From 1923-7, Bailey served as the first head of the newly established Rust Research Laboratory at Winnipeg, Manitoba.

For long distance travel across Canada in those days, railways were predominant. Toronto was a hub in the system and frequently was a stop-over place for dignitaries. Many plant scientists visited colleagues in the Botany Department. Post-graduate students gloried in the opportunity of meeting several of the science "greats." The intense and deeply penetrating glances of Dr. HT Giissow, Dominion Botanist, instilled fear into my frame. The not-so-chilling appearances and greater affability of others like JH Craigie, WP Fraser, AHR Buller, FL Drayton, GB Sanford, KW Neatby and others had a more sympathetic appeal to aspiring young minds.

An Unforgettable Lecture

I can still vividly recall an unforgettable lecture by the University of Winnipeg's great mycologist, Dr. AHR Buller, on the subject "Diploidization in the Cereal Rust Fungi." With the help of illustrated black-and-white lantern slides (3-1/4" x 4-1/4") he signaled to the projectionist to change a slide by pressing momentarily a metal squawker. It was concealed from view among white plaster models of fungal reproductive structures in the bulging side pockets of his grey worsted jacket. One of his characteristic poses was to bend forward slightly at the waist while he held a long bamboo pointer firmly in either hand. Then he would clearly utter the word "see." This pronouncement was meant to drive home the point he wished to make. And it did! Many other stories have been told about this enthusiastic and exciting speaker.

A Cereal Rust Story

Canadians need hardly be reminded of the devastating ravages of wheat stem rust in 1916 in the breadbasket of Canada. The epidemic destroyed 100 million bushels of spring wheat in the Canadian prairies, and more than 200 million bushels in adjacent northern areas of the US. Its effect, both direct and indirect, forced Canadian government officials to take action. Likewise, in the US. So dire was the threat to our domestic market and to the Allied war effort in Europe in WW I that a frontal attack on the problem could not be delayed. Dr. WP Fraser, Macdonald College, Ste Anne de Bellevue, Quebec, the Canadian scientist deemed to be best qualified, was thrust into the challenge. Fraser's charge (personal communication from Dr. JH Craigie) was "To solve the Rust Problem". What an assignment!

With little more than a primitive compound monocular microscope as an investigating instrument, along with a few glass slides, Fraser was sent West in 1917. He was stationed for the summer months in a small office laboratory at the Experimental Farm, Indian Head, Saskatchewan as head of the Plant Pathology Laboratory. A few months later he moved to Saskatoon. Might the gods of Mount Olympus have been asked for as much? Was his posting and challenge an action based on ignorance of the immensity of the problem, or a great confidence in his ability? It might be asked whether our stature in plant pathology today would be a match for Fraser's image.

Personal Research (1946-73)

The diseases of greenhouse and field vegetable crops were my assigned responsibility at the Plant Pathology Laboratory, Harrow, Ontario. The breadth and depth of my research are revealed in my 61 research papers, 24 miscellaneous publications and more than 120 pesticide reports. In addition to research duties, a great amount of related extension work was required in the counties of Essex and Kent at that time. Many times it was possible to combine the needs of the Canadian Plant Disease Survey with extension duties. In fulfillment of my duties, I was ever mindful of an emphasis given by the late eminent

Professor EC Stakman, Head of Plant Pathology, University of Minnesota for many years. His wisdom was: "Plant pathology had its geneses in the fields and granaries more than in the halls of ivy." This dictum served colleagues and me well at Harrow, where for many years a focus on soil-borne pathogens was maintained.

During this period the slogan "Publish or perish" - or, as more vulgarly stated, "Write or rot" was a goad to completing the research task. In his usual biennial visits to research centres across Canada, the late Dr. KW Neatby, Director of Science Service, rarely failed to reinforce the importance of this dictum.

The CPS Journal

With the increased number of scientists involved in the various aspects of crop diseases after WW II, and a concomitant growth in membership in the CPS, the idea that a vital organization requires some kind of publication medium of its own refused to go away. The idea of it, being a touchstone, always remained a firm plank in the promoters' platform. After being debated pro and con, off and on, for nearly 20 years, a motion was approved in 1978 to establish the Canadian Journal of Plant Pathology (CJPP).

The founding editor, working with a small committee, launched Volume I, consisting of two issues, in 1979. The journal's second year was a precarious one in several ways. However, the journal committee garnered some consolation when it read an acknowledgment by the founding editor of the journal *Science* that its second year was a dicey one also. Fortunately, pervading frustrations were overcome, and soon CJPP acquired a national status. Over the following 25 years it has gained a considerable international recognition. May it go on to ever greater strength! May light and right prevail!

The Canadian Plant Disease Survey

As a discipline grows and matures, its responsibilities and needs change. This is particularly true in the field of publications; thus it was with CPDS.

Headed by the late IL Connors (1926-56), CPDS was an annual compilation of disease occurrences and their importance in Canada. After Connors's retirement, he compiled a very extensive and useful annotated list of the plant diseases observed in Canada over the receding 40 years. The utilitarian role of CPDS, so vital earlier in establishing the pathology discipline, started to fallout of favour. To a great extent because of the categorization of what in science circles was considered to be cutting-edge research - even hot button research - CPDS had its failing. Consequently, the publication drifted to a low-priority status in the minds of many scientists.

After a successful launch of CJPP in the early 1980s, the founding editor was approached by administrators of the Research Branch of Agriculture Canada. The CPS was invited, and indeed encouraged, to assume responsibility for publishing the Survey. A bridging financial grant was promised. For many good reasons the offer was declined.

A Brief History — "Plant Pathology in Canada"

This impressive history, edited by IL Connors, was published in 1972. It originated through the efforts of a small treatise committee. It was a new venture by the CPS. As in any other undertaking, there were the optimists and the pessimists.

Mr. Connors, a competent mycologist at Divisional Headquarters in Ottawa, volunteered to become Editor-in-Chief. Much of his former service had been devoted to editing annual submissions to the Canadian Plant Disease Survey. His watchful eye for the correct naming of plant pathogens had been well recognized. In a relatively short time, he, a retiree of several years, turned out a valuable history. Without his dedicated research and excellent memory, the accomplishments of the early scientists would not have become a valued component of the publication and our historical library.

Unfortunately, the urgency of meeting a publication deadline with considerable funding attached, Mr. Connors was unable

to undertake a final reading of the galley proof. This duty was performed by Dr. WAF Hagborg, Chairman of the Treatise Committee, in Winnipeg.

I am pleased to submit to the CPS Archives the editor's copy containing corrected typographical errors and other noteworthy changes. Undoubtedly this publication will continue to represent an important foundation stone in our CPS library.

A Growing Bureaucracy

As the plant pathology discipline stepped toward its forty years of existence, administrative change came slowly. From his appointment in 1909 until his retirement in 1944, Dr. HT Giissow almost singlehandedly at Headquarters carried the Division of Botany and Plant Pathology forward. His retirement memorandum recommended a larger administrative unit at Ottawa. Few of his recommendations were implemented then. However, the amalgamation of the Science Service with the Experimental Farms Service in 1959 brought about some necessary administrative changes. The title of Dominion Botanist was dropped, and many of the associated duties of the Botany and Plant Pathology Division were handled by the Plant Pathology Coordinator of the Research Branch. Coordination of the science disciplines was stressed.

An expanding bureaucracy in the sixties witnessed the introduction of job descriptions for all personnel. This introduction accompanied the appointment of technicians to increase the productivity of scientists in the federal service. As in Lewis Carroll's lexicon, word use, and their meanings acquired special significance. On a few occasions the described duties of some ~ technicians were so vainglorious that the supervising scientists were left pondering what was left for their own justification.

Also at that time, efficiency became the ringing watchword of the bureaucracy. Simultaneously, the strategy of management by objective (MBO) became an administrative instrument. Introduced from the field of economics, it was implemented to categorize all research around a few

selected major agricultural commodities. This created an undue and an unnatural splitting up of disciplines like plant pathology, entomology, soil science, etc.

Other changes throughout the public service represented trickle-down effects from upper levels of government management. In the seventies, many changes had their genesis in the Prime Minister's Office and in the Privy Council of Canada. They were made under the guise of considering policy options in a more rational manner. The actions taken by aggressive bottomline-driven bureaucrats tended to destabilize decision-making in the time-honoured manner in the upper echelons of government. Many of these policy changes had the overall effect of distancing the public service from the consuming clientele in agriculture.

A Memorable Vote of Thanks

An unusual and amusing rendering of a vote of thanks occurred at a CPS banquet held at the Chateau Laurier Hotel in Ottawa in the 1950s. The banquet's guest speaker was Mr. Alvin Dark, British High Commissioner to Canada. In doing the honours, Dr. William Newton, Head of the Plant Pathology Laboratory, Saanichton, BC, with humour as a ploy, described the

REMINISCENCES OF DR. JOHN NORTHOVER (1966-2001)

I received my qualifications in botany and plant pathology from the universities of Bristol and London in the UK, followed by an NSERC postdoctoral fellowship at the Central Experimental Farm in Ottawa. I was appointed to Agriculture Canada as a tree fruit pathologist-mycologist in February 1966, and retired after 35 years in February 2001. My research was on economically important fungal diseases of apple, peach, grape and plum. I found this a most interesting period with numerous scientific and administrative challenges.

In the 1960's, several research positions were available and the hiring process was much simpler than it is today. I was

interviewed in Ottawa by Dr. Art Skolko and later by Dr. Bill Mountain at the Dominion Pathology Laboratory in St. Catharines, Ontario. I was shown the nearby Vineland Research Station, the construction of which was completed in 1967, and housed a strong group of plant pathologists, entomologists, nematologists and a chemist. The hiring of scientists in the 2000's can be much more formal involving a selection committee, a open seminar, and a review committee that must include a person from Human Resources.

The 1960's and 1970's were times when the relationships between scientists and those coordinating research within Agriculture Canada were much more personal. The coordinators included Dr. Art Skolko (plant



J. Northover

pathology), Dr. Colin McKeen (plant pathology), Dr. Charlie Bishop (horticulture), and Dr. Mel Hurtig (pesticide chemistry). They travelled around the country and were well informed about current and needed research. They were, therefore, able to effectively advise at both technical and political levels. Thirty years later, the degree of personal communication and

direction has diminished as a result of several attempts to reorganize the federal department.

During my research years, I enjoyed a close working relationship with the Extension/ Pest Management specialists of the provincial government in the Ontario Ministry of Agriculture Food and Rural Affairs, and with crop scientists who are now under the jurisdiction of the University of Guelph. Furthermore, the grower representatives associated with the Grape and Tender Fruit Ontario Marketing Board gave me excellent support. More recently, the Board has disseminated summaries of my recent research results and concerns about fungicide resistance, through the Tender Fruit and Grape Vine newsletter

which is sent to grape and stone fruit growers in Ontario and also to a few growers in neighbouring states.

My early years in fruit pathology were concerned with epidemiology and disease control using fungicides at a time when numerous new materials were being developed by pesticide companies. However, data of the field performance of fungicides, though essential for the registration of fungicides for the fruit industry, was not easily published. The principal publication was the Pesticide Research Report of the National Committee of Pesticide Uses in Agriculture (NCPUA) which printed minimally-refereed annual data of field experiments. Its current successor is the electronically-accessible Pest Management Research Report.

During the last third of the previous century, we have witnessed the disconcertingly rapid development of fungal populations resistant to several groups of frequently-used fungicides. The associated reduced fungicidal performance created an urgent need for new materials with different modes of action. Newly introduced fungicides have been used in resistance management programs in which two or more fungicides have been used together, or preferably alternately, so as to delay the anticipated development of newly selected resistant populations. The Canadian Pest Management Regulatory Agency (PMRA) often has been slow to anticipate the need for new materials that are required for alternated fungicide strategies, resulting in the premature development of resistance to one of the complementary materials.

On a related topic, PMRA needs to place greater reliance on data of the fungicide residues found in realistic or "market-basket" samples of treated products, rather than rely on more theoretical approaches. Also it would be helpful for the general public to be better informed about the value and relative safety of pesticides. Unfortunately, advocacy groups including many misguided individuals, as well as the media, have already concluded that all pesticides are harmful. For aerial diseases, there are few if any biological control agents that are sufficiently effective to be of commercial interest. This, coupled with the

uncertain acceptance of plants that are genetically modified to be resistant to various pathogens, challenges the future for fruit culture in certain parts of Canada. Therefore, every effort needs to be made towards the continued safe and knowledgeable use of fungicides on food products.

The decision by the CPS to publish the Canadian Journal of Plant Pathology in 1979 was a most significant advance for the Society. It is an excellent international journal for the dissemination of quality research papers from both Canadian and non-Canadian contributors. On a personal level, I assisted as an Associate Editor from 1980 to 1988, and found it a most interesting and rewarding experience that improved my own research and publishing skills.

As our Society completes 75 years of service to scientists as well as to society in general, we can proudly look back on a history of significant achievements despite changing faces and changing times. In particular, we remember and congratulate our mentors and colleagues who set examples of dedication, professional skill and personal friendship, which shaped the CPS and will continue to influence our Society in the years to come.

Plant Nematology in Canada; Reflections in 2004!

John M. Webster, Simon Fraser University, British Columbia

The year 1965 was a “plant pathology bombshell” in Western Canada with the discovery, by Bill Orchard, of a heavy infestation of the Golden Nematode on potatoes in one field at Saanich, Vancouver Island. This outbreak of *Globodera rostochiensis*, as it is now called, temporarily closed both the seed potato export industry and the rapidly expanding horticultural industry in British Columbia. Fortunately, Agriculture Canada had the expertise and resources to effectively isolate and remove the problem, even though it took several

years to complete the task. Importantly, it was soon possible to reopen the movement of plant produce.

The success, was due to Canada having one of the world’s leading groups of nematode taxonomists, headed by Roland Mulvey, located at the Central Experimental Farm, Ottawa, and their collaboration with and the support of local authorities and nematologists. It was recognized that the rapid and accurate identification of plant pathogens, such as nematodes, was an essential component of an effective, healthy crop management operation. In fact, almost every province in Canada had one or more research laboratories focused on plant nematode problems. Bill Mountain, at the Agriculture Canada laboratory at Vineland Station, headed the largest cluster of field nematologists in Canada at that time.

Into this active research milieu I arrived as a nematologist in 1966 at the Agriculture Canada Institute for Biological Control, Belleville. A year later I moved to Simon Fraser University, British Columbia to establish a research laboratory on the host-parasite relationships of nematode parasites of plants and insects. To help focus on the challenge of controlling the Golden Nematode I hosted the Northwest Nematology Workshop in 1968. This brought together Canadian plant health experts and plant nematologists and experts from the USA, Australia and Europe to define the long-term control strategy for this pathogen. Ironically, although the Golden Nematode problem in BC was overcome, the older, established infestation on potatoes in Newfoundland has not been completely resolved.

This single outbreak in BC was a classic example of an outbreak of an imported plant pathogen and of the inevitable associated economic and political consequences. There were, of course, an array of less dramatic but economically important nematological problems in agricultural crops across the country that were managed with the advice from nematologists in the regions, and often with back-up advice from the laboratories in Ottawa and Vineland Station. Thus lesion nematode problems in the fields and orchards of Ontario, the threat of a potato rot outbreak in Prince Edward Island and of

nematode transmitted virus diseases in BC were periodically significant issues. There continue to be periodic outbreaks of stem, cyst, lesion and root-knot nematodes for example in flower, root and fodder crops from Quebec to the prairies and coast to coast. None has proved to be devastating, but for periods of time most of them cause significant economic loss, and they continue to cause losses of crop productivity and are a research challenge. Forestry exports have been diminished by the pinewood nematode, and Jack Sutherland (Victoria) had world authority status on the biology and trade management of this nematode pest. Canada, with its well-earned reputation in plant nematology hosted the Society of Nematologists (USA) annual meeting four times in the past forty years. As well, through the efforts of Theo Olthof, John Potter and myself the International Congress of Nematology was founded, and the First Congress held at the University of Guelph in 1984.

Unfortunately, Canada's prowess in plant nematology has greatly diminished as most retirement vacancies have not been filled during the past 20 years. Consequently, the country has no longer sufficient expertise available to effectively manage the growing number of nematode problems in our crops, and the challenges of global trade greatly increase the importance of rapid nematode diagnostics. There is now no laboratory in the country able to provide the necessary confirmation of identification of the range of plant-parasitic nematodes. Canada's Plant Health quarantine laboratory in Ottawa, which now has only one trained scientist and an assistant, has the virtually impossible task of accurately identifying a wide range of potential nematode pests coming from points of entry with greatly increased volume and diversity of products. As well, situations such as the increased growth of soybean facing resistant breaking races of *Heterodera glycines* and the increasing frequency of nematode transmitted virus diseases of crops in different parts of the country are challenging crop productivity. Confirmatory help and advice in nematology must now be obtained from experts in other countries. As Canada enters the twenty first century with only two full-time and perhaps four part-time persons addressing nematological

problems across the whole country it is ill-equipped to handle a plant-nematode outbreak like the one it faced 40 years ago.

As I look back over the years at the 44 graduate students from my laboratory I note that my first PhD student is still employed in a university but not in a position to research or teach in nematology, and my most recent Master's student in nematology is doing his PhD at the University of Guelph on non-nematological soil microorganisms. Those former students of mine that continue full-time in nematology are doing so in other countries.

I reflect back on many happy times in the lab, some hilarious moments in the field, some major experimental challenges and on the many great students and friends that I have met in my professional life. I see also many exciting changes in Canada's agriculture and forestry, but I am saddened by the downturn in Canada's international stature in plant nematology despite the exciting challenges and opportunities that need to be addressed.


REMINISCENCES OF DR. THEO OLTTHOF (1961-EMERITUS)

On July 15, 1955, my 21st birthday, I boarded the s.s. "Groote Beer" in Rotterdam, The Netherlands, and arrived 8 days later at the, now famous, Pier 21 in Halifax, Nova Scotia. I had just graduated from the Deventer State College of Tropical Agriculture, which, a year later, enabled me to enter the third year of the B.Sc.(Agr.) Course in Plant Pathology at Macdonald College of McGill University. Dr. John Coulson was the Head of the Department and Drs. Eric Callen, Ralph Estey and Real Pelletier were the professors. The Option Plant Pathology, Class of '58 consisted of Teunis Limonard, a fellow classmate from Deventer, who returned to Holland in 1959 to study and teach at the Agricultural University at Wageningen, and myself. The same Option, Class of '59 also had two students, Frank Marks and Carl Willis, who both had distinguished management

careers with Agriculture and Agri-Food Canada in later life.

After graduation in 1958, I spent half a year at the University of Alberta in Edmonton and at Burns' Packers in Calgary. At Dr. Estey's invitation I returned to Macdonald College in the early spring of 1959 and enrolled in McGill's Graduate School in September of that year. As Prof. Keith McE. Kevan, Head of Entomology & Plant Pathology, who had recently moved from the U.K., had allowed Teunis Limonard to skip the M.Sc. and go straight for a Ph.D. I asked and received the same privilege, on the condition that there would be an examination after a year. When the year had gone by I reminded Dr. Kevan of the exam at a Social event. "Do you think that'll be necessary?", he asked. As I had passed all my graduate courses with flying colours I was bold enough to answer in the negative!

In the Spring of 1962, when I was wrapping up my research on my thesis on nematophagous fungi and was starting to look for a job, Dr. Waldemar Sackston, who then headed the Department of Plant Pathology alerted me to a job with the Canada Department of Agriculture, as it was then called. In a letter of May 4, Dr. Charlie Bishop, Associate Director of Programs (Crops) invited me to apply for a position as Potato Research Officer, located at the Experimental Farm, Scott, Saskatchewan. On May 24, 1962, Drs. Charlie Bishop, Don Hamilton, the Director of Programs, Art Skolko, Plant Pathology Coordinator, a Forestry Coordinator, and Wally Sackston took me for dinner to Larry Moquin, a favourite watering hole in Ste Anne de Bellevue, since burnt down, and interviewed me informally for the job. I accepted the offer on June 16 th, but not after a few telegrams from Mr. H.L. Biehn of the Public Service Commission urging me to reply to their offer of May 30. The reasons for my delay were



T. Olthof

applications with 2 or 3 large chemical corporations in the U.S. one of which, Rohm & Haas, I visited in New Jersey. I concluded, however, that I needed more practical experience as a plant pathologist and figured that unavoidable mistakes would be less punished at the public trough than in industry for profit!

On September 22, 1962, I started my work as Potato Research Officer at Scott, Saskatchewan, with a starting salary of \$6540.00 per year. I succeeded Don Dabbs, who became Professor of Horticulture at the University of Saskatchewan, Saskatoon. I supervised the operation of the potato isolation and propagation program for the three Prairie provinces and was supposed to work on the spindle tuber virus. Despite the wonderful people of Scott, descendants of the St. Joseph Colony, this European city-born bachelor found it difficult to adapt to life in a prairie town of 300. Moreover, I lacked both the training and the equipment to tackle the virus problem. Fortunately, this was realized at last by the Ottawa brass at the time and I was sent to the Central Experimental Farm in Ottawa for 3 months for a crash course in plant nematode taxonomy with Roland Mulvey and his group. On May 1, 1964, I reported for duty as a nematologist at the Research Station of Agriculture Canada on Niagara Street in St. Catharines, Ontario. Dr. Bill Mountain, a well-known nematologist, had accepted

the Director's post at that Station on the condition that he could establish a nematology group. I joined John Townshend, and we were later augmented by Drs John Potter and Frank Marks.

During my career as a nematologist, first from 1964 until 1967 in St. Catharines, and from then on until 1994 at Vineland Station, I addressed five major research areas which resulted in about 100 publications. For a period of about 10 years, John Potter and I pioneered the determination of economic thresholds for nematode populations using a microplot technique. In 1974-75, accompanied by wife and three daughters, I spent a year with Dr. J.W. Seinhorst at Wageningen, The

Netherlands, modeling nematode-host relationships. Another ten years were spent to improve potato production through nematode research, such as the development of chemical control methods, solarization, cultivar sensitivity, etc. A third major area of research, which I inherited from Dr. Mountain, was devoted to the tobacco industry. Seasonal fluctuations in nematode population densities, economic thresholds, nematode inventories, effect of nematodes on alternate crops, and screening of rye for resistance to *Pratylenchus penetrans*, were studied and reported. During the 30-year period, many nematode problems were studied, often in collaboration with researchers employed by the Province. Some of these include the work on saprophagous nematodes on mushrooms in collaboration with Arthur Loughton, and Drs. Frank Ingratta and Danny Rinker. The last 5-6 years of my career were devoted to studies of entomopathogenic nematodes in collaboration with colleagues Drs. Bruce Broadbent, "Steve" Stevenson and Elmer Hagley, as well as Dr. Danny Rinker. Steinernematid nematodes were successfully used to combat leaf miners, plum curculios and mushroom-infesting sciarid flies

Among the honours, invitations and awards received, the one that stands out most in my mind is the Chairmanship of the Local Arrangement Committee of the First International Congress of Nematology in Guelph in 1984. I formally retired in 1994 but continued to work on a part-time basis for another 2 years. Soon after retirement I joined the ranks of Emeritus members and I wish to extend my warmest thanks to all those who encouraged me during my professional formation and career. I would like to congratulate the Society on its 75 th birthday and I thank the Executive for inviting my wife and I to help celebrate this happy occasion. In conclusion, I would like to extend my best wishes to the Society and all its members in the years to come!

Reminiscences

James Reid

Never having had any defining "ah ha" or "got it" moments in my career, my reminiscences are really quite ordinary. However, due to some fortunate occurrences over the years, I have met some very distinguished plant pathologists and mycologists and, on occasion, worked with some of them. It is a few memories I have of some such people that I think might interest you.

My career really depended on Dr. D.L. Bailey, for everything flowed directly or indirectly from him. We first met when my wife and I went down to a "conversazione" at the University of Toronto Botany Department early in 1953. I had applied to do my Ph.D. with him on the recommendation of J.J. Miller my M.Sc. supervisor, who had also taken his Ph.D. with Dr. Bailey.

That first meeting, and my transcript, resulted in acceptance. But I also made first acquaintances with a number of future CPS members, then students in the department, e.g. Don Brewer, Sam Hrushovetz and Grant Davidson, acting as "tour guides".

The three Ph.D. years I spent there were a tremendous learning experience. It wasn't just that Dr. Bailey was such a fine scientist and teacher- he was my first encounter with anyone who used the Socratic method - that I remember those years so well, as there were also other superb professors whose courses I took e.g. Roy Cain, G.H. Duff, Miss Forward and L. Butler (genetics, zoology). I also enjoyed the company of the other students who came and went in addition to those mentioned above. Luella Weresub (coffee always on after 6:00 p.m.), Hagen Thompson, Wolf Ziller, Frank Cook, and Hugh Dale among others. Most of these names will be familiar to you.

After graduation I had a long continuing association with Roy Cain. When I was at Maple (more later), we went on a number of collecting trips. And I spent one day a week in his lab identifying specimens that arrived at Maple during the course of various forest disease surveys. Our literature and

reference collections were insignificant compared to his, and there was his knowledge to boot.

On one field trip near Black Sturgeon Lake in north-western Ontario, Roy, Walter Obrist (a Swiss mycologist), Dennis Griffin and I were working a cut-over when a moose charged by and into the bush. Off Roy went, collecting basket in hand; we were content to watch. Roy returned and Walter asked what he was doing. Roy replied "fresh moose dung is a great source of dung fungi." I can't remember whether the moose had obliged.

Dr. Bailey took his responsibilities as a supervisor seriously, but his door was always open for intelligent discussions, advice, etc. But several times a year, on appropriate occasions, we were all invited to his home where he and Mrs. Bailey royally entertained us. These were amongst the few occasions I saw some of my fellow "grinders" in "sartorial splendor".

Job searching was also very different then. In early 1956 I was well on my way to completion and felt I should start looking around; I mentioned this to Dr. Bailey. One day he called me to his office and told me he had heard of a vacancy coming up at the Forest Pathology Laboratory at Maple; this lab was then located at the Ontario Department of Lands and Forests Research Station on the Maple side-road between the villages of Richmond Hill and Maple, but closer to Maple (changed haven't they?). Interested he asked? You bet, I said! I'll arrange an interview was the essence of his reply.

I was interviewed shortly after in my room in the department by Dr. L. T. White, the Officer-in-Charge at maple, no one else, handed him my C.V. and that was it. Shortly after I got a job offer and started at Maple in September 1956 and wrote up my thesis for Spring Convocation, 1957. I recall no other aspects to the hiring process at all! Different?

I looked after the forest disease survey and in 1963, Vidar Nordin, our Associate Director visited the lab. I had heard there were, though rare, work transfers for further education/ training. I asked whether I could

apply, he said why not and make it somewhere good. I had met Colin Booth several years before when he visited Roy and so I wrote to him and asked if he was willing to host me. He was! I applied for the transfer, received my very own Treasury Minute as final approval, and off my family and I went for London, and I to work at CMI for 15 months.

Colin, whose obituary appears in the November issue of Mycological Research, 2003, was a superb mycologist. His specialty was *Fusarium*, but his breadth in the ascomycetes was tremendous. On November 5th, Guy Fawkes Day, it was/is customary for children in England to burn the effigies they had used to get pennies from passers-by on the streets on the run-up to the fifth: "a penny for the Guy". The Booths had a party, parents and children, a bonfire blazed at the end of the garden, on went the "Guys", up went the fence and a near-by chestnut tree. Out came hoses and buckets, but all Colin said at the end was "that's alright, there'll be a good crop of *Daldinia concentrica* on the tree in six months to a year."

I left Forestry the year after we returned home and accepted my position at the University of Manitoba; Dr. Bailey and Colin were two of my referees, and as a result of subsequent sabbaticals became reacquainted with two colleagues who had come through Maple, at different times, years before.

We spent a year in Norway, I with Finn Roll-Hansen, the superb Norwegian forest pathologist and later eight months in New Zealand, working with Frank Newhook, who was also an outstanding scientist. The social and professional life on these trips were tremendous, but both are now deceased.

It's been a great life, full of fine experiences; I hope for more for my wife and myself.

To Whom It may Concern

The Canadian Phytopathological Society

It is a great pleasure for me to send my heartfelt congratulations to all the current and past members of the Canadian Phytopathological Society on the occasion of the 75th anniversary of our Society. Since the inception as a national society, our



C. Hiruki

Society has progressed significantly with enviable accomplishments in many areas such as basic and applied research, education and outreach activities in disease management. I would like to take this opportunity to thank all those friends with whom I came in contact professionally for their stimulation, encouragement and able assistance that I enjoyed during our fruitful association. I strongly believe that our Society will continue to serve well nationally and internationally for common welfare in the modern world. Again, congratulations.

Chuji Hiruki
University Professor Emeritus
University of Alberta
Edmonton, Alberta T6G 2P5

Early Canadian Plant Pathologists

Dixon Lloyd Bailey, 1896-1984

Dr. Bailey was born on September 9 1896 in Winchester, Ontario, and obtained his early education in Morrisburg. He graduated from Queen's University in 1918 with a B.A., studied for a year at Cornell, where he obtained his M.Sc., and then, in 1923, received his Ph.D. from the University of Minnesota.

Although Dr. Bailey was offered a position in plant pathology at the U. of Minnesota, he felt that his place was in Canada. He was appointed the first Director of the Dominion Rust Research Laboratory at Winnipeg and



D.L. Bailey

was responsible for directing the work in cereal pathology. He was instrumental in establishing that laboratory as the outstanding centre for research in cereal rusts. The discovery of the function of pycnia in the rust fungi, as well as the classic studies in genetics, cytology, and epidemiology

of these important pathogens were part of the program in the laboratory at that time.

Dr. Bailey left the Rust Research laboratory in 1928 to accept another challenge at the University of Toronto, where he was asked to establish a graduate program for the education of plant pathologists. To leave the Winnipeg laboratory at such an exciting and productive time was probably the most difficult decision he ever had to make. However, the prospect of developing plant pathology within an active botany department was tremendously appealing, especially since, at that time, adequately trained pathologists were not available to staff the expanding government research laboratories in Canada. For the most part, Canadians studying at universities in the

United States elected to stay abroad after they received their Ph.D.

Under Dr. Bailey, plant pathology flourished in the Botany Department in Toronto; almost single-handedly he established the University as the centre for the discipline. In the three and a half decades until he retired in 1965, more than 40 students studied for the Ph.D. under his direction. At one time more than half of the pathologists staffing Canadian university and government laboratories were trained by him. Professor Bailey was truly the “father of plant pathology” in Canada.

In addition to his excellence as a teacher, Dr. Bailey and his students carried out research on a wide variety of crops, including cereals, forages, vegetables, ornamentals, and tree fruits which involved the full range of bacterial, viral, and fungal pathogens. His studies on variation in pathogenicity of *Cladosporium fulvum* are classic. He also served as editor of the Canadian Journal of Botany for more than 13 years.

During his active years, Dr. Bailey received many honours and distinctions including fellow of the Royal Society of Canada; Fellow of the Canadian and American Phytopathological Societies; Certificate of Merit from the Botanical Society of America; the Elvin Charles Stakeman Award; and President of the CPS. His alma mater honoured him with the Doctorate of Laws, *honoris causa*, and he was appointed Sesquicentennial Professor by the University of Toronto. In his lifetime Dr. Bailey was recognized for his service in educating scientists, for the part he played during the formative years of the CPS, and for his role as the principal architect of Canadian plant pathology.

He is remembered as a profound scholar and a kind man. In his role as an unselfish pathfinder for his students, through his discerning analysis and interpretation of the concepts of plant pathology, and by his writing and wise counsel, he exerted an enriching and unique influence on the whole of plant pathology in Canada.

(Revised from Patrick, Z.A., and MacNeill, B.H. 1984. Can. J. Plant Pathol. 6: 182.)


Ibra Lockwood Conners, 1894-1989

J. Ginns

Ibra Conners died May 12, 1989. He was a founding member of the Canadian Phytopathological Society in December 1929 and served as its President in 1937-1938. He maintained an intense interest in the CPS and proudly attended its 50th annual meeting in 1979. At nearly 73, Ibra wrote and edited the book *Plant Pathology in Canada* for the CPS. It was published in 1972.

Essentially his entire working career was spent with the Canadian Department of Agriculture, now Agriculture Canada. He

started as a summer student in 1916 at St. Catharines, Ontario, working on white pine blister rust surveys. In 1919 he took a summer job as a barberry scout under Dr. E.C. Stakman of the University of Minnesota. “I left early in



I.L. Conners

May for St. Paul, Minnesota,... it was a great experience to spend the summer at this centre of stem rust research” (Conners in litt.).

Ibra received a M.A. degree from the University of Toronto in 1920. His thesis, under the direction of Prof. J.H. Faull, was entitled Biological specialization with special reference to the grass hosts of *Puccinia coronata*. “My thesis was a simple demonstration of physiologic specialization in oat stem rust. I was able to get a set of differential hosts and contrasting cultures, thanks to Dr. Stakman” (Conners in litt.).

In the summer of 1920 he moved to the Department of Agriculture’s field station at Brandon, Manitoba. In 1923 he passed the preliminary examination for the Ph.D.

degree at the University of Minnesota, St. Paul, but he never submitted a thesis.

Back in Brandon, he conducted studies on the biology and control of smut, *Ustilago bullata*, on western rye grass. The purpose was to find a satisfactory chemical dust to replace the liquid formalin treatment then in use. In the winter of 1923, he completed a study on the plant rusts in the Prairie Provinces in the herbarium of W.P. Fraser at the Saskatoon Research Station. In 1924 he began testing cereal varieties for smut resistance. In 1925 he transferred to the Research Station at Winnipeg and continued his field testing, but now he was in a extremely dynamic research community, with A.H.R. Buller and Guy Bisby at the nearby Manitoba Agricultural College and a concentration of nearly a dozen plant pathologists at the Dominion Rust Research Laboratory.

In 1929 he was, following the established tradition, listed as the compiler of the Annual Report of the Canadian Plant Disease Survey, and his name appeared on the title page of the next 27 volumes. The term 'compiler' hardly does justice to his involvement in the reports. It became standard practice that reports of new host records and geographic range extensions be accompanied by a specimen suitable for the herbarium. His questioning of field reports did not always make him popular, but his contemporaries have said the plant disease survey reports owe their reputation to his care.

In 1939 he took on the duty of approving fungicides and fungicide-insecticides for registration under the Pest Control Act, a responsibility he held until he retired in 1962. In 1948 he was one of only three Canadian plant pathologists selected as delegates to the Commonwealth Agricultural Bureau Conference in London, England.

In 1951, Connors wrote to the Head of Botany & Plant Pathology politely arguing the case for the establishment of a Mycology Section to include the herbarium and fungal taxonomists. This section was established in 1951 and 10 years later there were 15 mycologists in the Section.

In 1953, he became assistant to the chief of Botany Division and relinquished the job of herbarium curator.

His retirement was scheduled for 1959 but the Department extended his service primarily to encourage the completion of the book *An Annotated index of Plant Diseases in Canada*. The book was published in 1967. AS though this wasn't enough to absorb all his energies, he was busy assembling, via photocopies, a reference file of the original descriptions of all the genera of fungi and their type species. This file is a valuable aid in the identification of unnamed specimens and in taxonomic revisions of groups of fungi.

In 1978, he moved to West Lafayette, Indiana, and established contacts with Dr. Joe Hennen at the Arthur Herbarium, Purdue University. For several years he voluntarily and almost daily assisted in the Herbarium and with bibliographical searches on rust fungi for Hennen's Flora Neotropica project. In 1981 following an extended 'vacation' in Hawaii, he coauthored the *Checklist of Plant Diseases in Hawaii*.

During his career Ibra Connors published 37 books and research papers, excluding the 28 Annual Reports of the Plant Disease Survey (see listing in Mycologia 82: 155-159).

His dedication and accomplishments have been recognized in various ways. His colleagues in 1974 marked his 80th birthday, by dedicating Nos. 21-40 of *Fungi Canadenses* to him. The *Canadian Botanical Association* in 1979 presented Ibra Connors with the prestigious George Lawson Medal for his "distinguished contribution to the advancement of Canadian Botany". And in 1987 Ibra was named Honorary Member of the Ottawa Field Naturalists' Club in recognition of his contributions to the Club and to Canadian Mycology.

He is survived by a daughter, Mrs. Paul (Helen) Crane of West Lafayette, Indiana, a sister, Kathleen Malloch of St. Catharines, Ontario, and a number of grand- and great-

grandchildren. His wife Nathalie died July 16, 1967.

He was a modest man, very keen and a gentleman of the Edwardian age.

(originally published 1990, Can. J. Plant Pathol. 12: 125-126.)

Thomas Clifford Vanterpool, 1898-1984

T.C. (Van) Vanterpool, a charter member of the Canadian Phytopathological Society, was born in Saba, West Indies. His family moved to Barbados and received his early education at Harrison College. He often spoke about his old school with pleasure and affection, and it was there that he developed his considerable skills in track, cricket, and soccer. In 1919, following the example of many of his contemporaries, Van came to Canada to study agriculture at MacDonald College of McGill University. There he came under the influence of Dr. B.T. Dickson, a stimulating teacher who had already formed the nucleus of one of the best schools of plant pathology in Canada. Dickson's influence, together with Van's love of the outdoors, led him to choose a career in plant pathology. Over the next nine years Van obtained his bachelor's and master's degree, began his teaching career at MacDonald, spent a year studying with A.H. Reginald Buller in Winnipeg, and married Phyllis Clarke, a MacDonald graduate in Home Economics.

In 1928, the Vanterpools moved to Saskatoon where Van took up an appointment as assistant professor in the Department of Biology at the University of Saskatchewan, and where he was to spend the rest of his professional life. His initial appointment was to teach plant physiology, but when W.P. Fraser retired, Van took over the teaching of plant pathology and

mycology, not to mention the inevitable first-year biology. By the time Van retired as full professor the department included a plant pathologist and Van enjoyed relating how it took three people to replace him! Van's first decade on the prairies was characterized by the dirty thirties, economic depression and severe financial shortages at the university. The depression left its mark on Van. He never wasted anything. Van was well known for his ability to fill and spill over the bench space allocated to him in a lab. It was said "He seems to spread out rather like a slime mould". On retirement in 1965, the University appointed him Professor Emeritus and he continued to work in his laboratory on a daily basis until

1974, when he moved to Victoria. One could not help wondering if Van delayed moving to Victoria because it took nine years to turn over to his successors all the equipment and other professional affects he acquired. In reality, a major reason was that Phyllis was still teaching piano and was one of the best loved music teachers in Saskatoon.



Van and Phyllis Vanterpool

Van's accomplishments in research were described in the citation for the CPS Award for Outstanding Research in the Can. J. Plant Pathol. (Vol. 3: 277). His early work at Macdonald was in virology, and he was the first to

demonstrate the synergistic etiology of double-virus streak of tomato. Later, at Saskatoon, he worked on pythium (browning) root rots of cereals, diseases of oilseed flax and rapeseed and several nonparasitic disorders of field crops. Under his guidance 12 students, including D.J. Samborski and J.T. Slykhuis, received advanced degrees. Van was the author or co-author of 50 scientific papers, as well as numerous abstracts, extension publications, and reports in the Canadian Plant Disease Survey. Most of his work had a practical orientation and all of Van's former graduate and summer students have fond memories of working in the field or going on disease surveys with him.

Van's professional achievements were recognized in several ways. He was a former president (1944-1945) and honorary member of CPS and received the Award of Outstanding Research in 1981. He was the first recipient of a doctoral degree for scholarly publications from the University of Saskatchewan in 1968, a fellow of the Royal Society of Canada, an emeritus member of the American Phytopathological Society, and a member or fellow of several other scientific or professional societies and institutes. In addition he served on the editorial boards of Phytopathology and the Canadian Journal of Plant Science.

Van and Phyllis Vanterpool were a devoted couple of the old school. They had two children, Alan and Joanna and lived in a large old house. In the living room, there were both a full-size and a baby grand piano. Van would go home late sometimes because he knew Phyllis would be teaching children piano after they got out of school.

Van is remembered for his kindness, his wry sense of humour, his integrity, his love of the outdoors, his recollection of the past, his loyalty and his physical energy. Above all, he was a gentleman. He was polite, unpretentious, and reasonable in his expectations of others and seldom raised his voice in anger.

When Van died, his estate left \$2,000 to the University of Saskatchewan to endow a prize in plant pathology and mycology. The terms of reference were set up so that the prize was named in Van's honor and would be awarded to either undergraduates or graduate students for meritorious performance over the previous 12 months. The first prize, awarded in 1985 to Derek Potts, included a cheque for the modest sum of \$215. However, additional contributions to the endowment were made when Phyllis Vanterpool died in 1986; on an ongoing basis by the Vanterpool's son, Dr. Alan Vanterpool; from profit on a CPS annual meeting in Saskatoon; and by donation of occasional consultancy fees. Last, but not least, were contributions derived from a somewhat nebulous source associated with graduate students and beer drinking. This source was particularly rich when the present editor of CPS NEWS was a

graduate student in Saskatoon. The end result is that the endowment has grown to the level where the annual prize, or prizes, are now worth about \$2,500!

(Revised from Morrall, R.A.A., and Shaw, M. 1984. C.J.P.P. 6: 336-337)

Committee Reports

Annual Report of the CPS-SCP Website

The CPS-SCP website (www.cps-scp.ca) had a busy year, including implementation of a revised design and layout of the site to provide several advantages, including: a more current design; a more horizontal, easy to navigate format; automatic loading of feature disease photos on the homepage; more rapid downloading of pages and associated files; and expanded content and information on CPS-SCP activities, plant pathology news, and educational resources.

New features added in the past year include an expanded Educational Resources section, downloadable pdf files of the Tables of Contents of the *Canadian Journal of Plant Pathology*, assisting with the promotion of *Diseases of Field Crops of Canada, 3rd Edn.*, and coverage of media attention on issues related to plant pathology in Canada (*Plant Diseases in the News*). In recent years, downloadable pdf files of the *Canadian Plant Disease Survey* (CPDS) were posted to both the Agriculture and Agri-Food Canada (AAFC) website in London, ON, and on the CPS website. However, due to changes in AAFC in 2002-03, the CPDS is now only posted on the CPS website at www.cps-scp.ca/cpds.htm.

The Website continues to experience frequent use by both members of CPS and the general internet public. For example, during April and May, 2004, there was a total of 90,935 hits (average of 1,491 hits/day) (hit = any connection to the site, including inline image requests and errors); 23,116 views (average = 379 page views/day) (view = a hit that successfully retrieves

content); and 12,770 user sessions (average = 229 user sessions/day) (user session = a session completed by an individual user of the website during one visit).

The busiest days of the week are Tuesday and Wednesday, and the busiest time of day is between 3 to 6 pm (Pacific Time), with an early morning secondary peak at 8 am. The CPS website was visited by internet users from at least 16 countries during April and May but the IP addresses for more than 93% of users prevented identification of the country of most users. The most common browsers used by people visiting the site were MS Internet Explorer (ver. 5.x to 6.x), Googlebot (ver. 2.x), and Netscape (ver. 4.x to 5.x). The top referring sites to the CPS website were google.com, google.ca, and yahoo.com.

The "Top Ten" most requested pages were Meetings, Publications, Search This Site, CPDS, Canadian Journal of Plant Pathology, Sustaining Associates, Positions, Journal Links, Educational Resources and Weblinks. The site Search Engine and Find a Plant Pathologist features were also used frequently. The most downloaded files were issues of the Canadian Plant Disease Survey (CPDS) and the CPS-SCP News. For example, volume 82 (2002) of the CPDS was downloaded more than 1,000 times.

These summary figures indicate that our website continues to be used frequently. In comparison to many nonprofit and small commercial organizations, our website is in the top 10-15% of sites based on activity. This level of activity indicates that the CPS-SCP website is filling a need for faster and easier access to information on plant pathology and Society activities. Members of CPS-SCP are encouraged to submit suggestions for content that they would like added to the site, particularly for announcements of available positions in plant pathology. The Positions page receives considerable user activity despite the relatively small number of positions that are advertised. The site was successful several times in 2003-04 in connecting potential employers with prospective employees and/or graduate students.

The most humorous incidents of the year (in hindsight) included several ISP server

crashes associated with internet computer viruses, an amateur "hacker attack" who deleted the entire website, and a frustrated spouse who disconnected and packed the ISP server while moving! All of these incidents were resolved within 24 hours. The most frustrating experience of the year was "going live" with the new design for the website that had been tested extensively for performance, only to find hundreds of broken links and other problems when loaded to our home site. Thank you to all CPS-SCP members who reported and assisted with sorting these problems out, including all members of my lab. I would particularly like to thank Gayle Jespersen, BC Min. of Agric. and Food, Kelowna, for her vigilance and assistance with identifying problems with the site.

This is my last report as Editor of the CPS-SCP website from 1999-2004; and I would like to thank Judy Prange, Vancouver, for technical and graphical design assistance. Judy's help has been instrumental in the development, growth and success of our site during the last five years. The ISP for our site from 1999-2003 was Bennett Arts Ltd., Vancouver, BC., and in 2004 is Neo Code Software, Vancouver.

Best of luck to our new Editor, Dr. Lakhdar Lamari, University of Manitoba!

Submitted by Greg J. Boland, CPS-SCP Website Editor

REPORT OF THE NATIONAL CO-ORDINATOR, CANADIAN PLANT DISEASE SURVEY - DISEASE HIGHLIGHTS

COMPTE RENDU DU COORDINATEUR NATIONAL, L'INVENTAIRE DES MALADIES DES PLANTES AU CANADA - APERÇU DES MALADIES

Volume 84 of the Canadian Plant Disease Survey (CPDS), reporting mainly on disease highlights for 2003, will be published in mid May on the CPS website (<http://www.cps-scp.ca>). I appreciate the efforts of my co-

section editors (Marilyn Dykstra, Andy Tekauz, John Muir, Bruce Gossen, Tom Hsiang and Paul Hildebrand) as well as of Angie O'Shea (compiler) in completing the task. Forty-nine reports will be published, six fewer than in Volume 83. The distribution among sections is: cereals (25 reports); oilseeds and special crops (11); forest trees (6); diagnostic labs (4); vegetables (2), forages (1). Unfortunately, no submissions were received in the fruits, nuts and berries, ornamentals and turfgrass section this year. Only one article is in French. As in previous years, CPDS is dominated by submissions from the western provinces.

This will be the eighth year that CPDS is published electronically. In addition to being available on the web, a small number of hard copies are printed by the Society to send to libraries that prefer them for archival purposes. CPDS is no longer distributed on diskette. I welcome comments about the format, editing or publication of CPDS.

Agriculture and Agri-Food Canada (AAFC) is no longer sharing responsibility for publication of CPDS. The staff at AAFC, London who assisted in compiling, printing and distributing hard copies last year have been reassigned and are not available for this work. The Society hired a person (Angie O'Shea) in Saskatoon on a contract basis to work with the national co-ordinator to compile the journal.

Respectfully submitted,
Robin Morrall, CPDS National Coordinator
Department of Biology
University of Saskatchewan
Saskatoon, S7N 5E2

Membership Secretary Annual Report - 2004

2004 Membership Totals (as of April 28, 2004):

Regular members: 284
Emeritus members: 53
Student members: 30
Sustaining Associates: 13
Total Members: 381

At the same time last year, we had 393 members, so numbers are similar but slightly lower. The final total for 2003 was 409 members.

New members: 16 (Regular - 8; Student: - 8)
Members from 2001 not renewed: 52

Number of Members by Geographic Region:
Canada: 314; US: 43; International: 24

Number of Members by Province:

ON - 82; BC - 57; AB - 40; MB - 39; SK - 39;
QC - 32; PE - 9; NB - 8; NS - 6; NF - 2
175 Western Canada members (BC-MB);
139 Eastern Canada Members. (ON-NF)

Print Journal vs. Online Access:

Print only - 232; Online only - 59; Both print and online - 46; No journal (emeritus) - 44.

Note, there is an increasing trend towards the selection of the online journal. In 2004, 28% of members have paid for online access, compared to 22% in 2003. Members selecting the printed journal dropped to 73% from 78% in 2003.

New Members:

On behalf of CPS, I would like to extend a warm welcome to the following new regular and student members (includes several from 2003 who joined late in the year):

New Regular Members:

Naima BOUGHALLEB
Mike CRUICKSHANK
Parvaneh HASHEMI
Valentina KHOKHLATCHEVA
D.R. KNOTT
Olga MARCHENKO
Stephanie McHALE
Shea MILLER
Daisuke OHGAMI
Kamran RAHNAMA
Daina SIMMONDS

New Student members:

Guillaume BILODEAU
Faye Louise DOKKEN
Kadi FARID
Adam FOSTER
Kaveh GHANBARNIA
David GREENSHIELDS
Zahra MOINEDDIN

Amarbeer Kaur UPPAL
Sean WESTERVELD

The following **Sustaining Associates** have generously supported the CPS for 2004:

- Advanta Seeds Canada Inc.
- Agricultural Certification Services Inc.
- BASF Canada
- Busch Agricultural Resources Inc.
- Dupont Canada Agricultural Products
- Gustafson
- Monsanto Canada Inc.
- PHILOM BIOS INC
- Plant Products Co. Ltd.
- Phyto Diagnostics Co. Ltd.
- Pioneer Hi-Bred Production Limited
- Syngenta Crop Protection Canada Inc.
- United Agri Products

Respectfully submitted by
Gayle Jespersen
Membership Secretary

- Introduction to Koch's postulates using inoculated plants and isolation of *Bipolaris sorokiniana* from infected wheat leaves.

Instructors included CPS members Julie Gold, Steve Haber and Jeannie Gilbert

This information along with a list of websites from which teachers could get help/guidance for plant pathology in the classroom were forwarded to Greg Boland and placed on the CPS website.

A meeting of the members of the committee was planned for Montreal, June 2003, but unfortunately very few members of this committee attended the AGM. Several members continue to visit classrooms in their own provinces to forward plant pathology in education.

Respectfully submitted
Jeannie Gilbert, Chair

REPORT FROM PUBLIC AWARENESS AND EDUCATION COMMITTEE - JUNE 2004

A one-day workshop at the CRC was attended by 8 teachers from Senior 4 level in Manitoba. Participants had the opportunity to see plant research in action. The laboratories, greenhouses and boardroom of the CRC were used to provide a space for a short introductory lecture and hands-on experience with viral and fungal diseases of wheat plants and seed.

Skills that teachers/students can develop as a result of these exercises:

- Understanding of the scientific method
- Following instructions
- Observation
- Recording
- Data analysis
- Interpretation of data etc.

The day's activities included:

- Introductory lecture
- Fungal diseases of seed and effects on germination
- Inoculation experiment with wheat streak mosaic virus

Symposium & Workshop Subcommittee

There will be one plenary session, two symposia and one workshop at the 2004 CPS meeting. The plenary session will be entitled: "Historical and Future perspectives of plant pathology" and is intended to provide perspectives from the various fields and agencies on what plant pathology has contributed in the past and what the future holds. A first symposium entitled: "Managing Diseases and respecting the environment" will be chaired by Simon Shamoun, CFS-Pacific, and will look into new approaches in disease management. A last symposium entitled "Shaping the future" will be chaired by Tim Xing, Carleton University, and will provide a look at what are the coming trends in plant pathology. A workshop on fungal identification will immediately follow the annual meeting. For the 2005 meeting in Edmonton, which will be a joint meeting with Plant Canada, there are some suggestions on having activities that would attract members of the various societies. One example would be to have a workshop on writing skills and/or a workshop on experimental design. There were also several suggestions for symposia, including

symposia on the genomics of host-pathogen interactions, why plants remain healthy, soil amendments/cropping practices. As usual, those interested in suggesting topics and/or would want to be considered for organizing events for the 2005 meeting should contact the Chair of the Symposium & Workshop committee.

Respectfully submitted on behalf of the Symposium & Workshop committee:
Richard Hamelin, Chair

Regional Reports

Atlantic Canada Regional Report

This past month, Aaron Mills successfully defended his M.Sc. thesis entitled "Salt Compounds as Control Agents Against Selected Post-Harvest Tuber Diseases of Potato" at the University of Prince Edward Island in Charlottetown. The project was co-funded by AAFC and Patates Dolbec of St. Ubalde Quebec and all research was conducted at the Crops and Livestock Research Centre under the supervision of Dr. H.W. (Bud) Platt. The project explored the notion of controlling various post-harvest tuber diseases using several naturally-occurring compounds applied as preventative and curative treatments. Aaron will be finishing his term with AAFC at the end of April and will be starting a Ph.D. in May at Dalhousie University in Halifax. He will be working under the supervision of Dr. Sina Adl examining the biodiversity of soil microorganisms as an indicators of agro-ecosystem health.

Respectfully Submitted:
H.W. (Bud) Platt, PhD, PAG, Plant Pathology
- Phytopathologie
Agriculture and Agri-Food Canada -
Agriculture et Agroalimentaire Canada
Tel/Tél: 902-566-6839; Fax/Télécopieur:
902-566-6839
440 University Avenue, Charlottetown, PE,
Canada, C1A 4N6
PLEASE NOTE NEW EMAIL -
PlattH@agr.gc.ca

Manitoba CPS regional Meeting November 20th, 2003

The 2003 Manitoba regional meeting of the Canadian Phytopathological Society was held jointly with the Manitoba Association of Plant Biologists. The event took place on November 20, 2003, at the Cereal Research Centre (Agriculture and Agri-Food Canada), Winnipeg Manitoba. Forty people attended the event, from which 35 were CPS members, 4 were members of both societies, and one from MAPB.

The meeting started at 8:30am with registration, coffee and donuts, and ended at 4:30pm.

Disease updates were covered by Jim Menzies (cereal smuts), Steve Haber (viral diseases), James Chong, Brent McCallum, Tom Fetch, Jeannie Gilbert, Andy Tekauz, David Kaminski (Canola diseases), Khalid Rashid, Nandita Sevanathan (potato diseases), and Philip Northover (Horticultural and special crops diseases). The text of the disease updates will be published in the upcoming issue of the Canadian Plant Disease Survey.

This year, Dr. James Groth, from the University of Minnesota, was the guest speaker, and the event was jointly sponsored by our national society (CPS) and Manitoba Association of Plant Biologists (MAPB).

Beside the guest lecture, eight papers were presented by students and other members. Thanks to Drs. Jeannie Gilbert, Jim Menzies, and Brent McCallum for judging the student papers. Ms. Yilan Zhang was designated as the winner and Mr. Xiben Wang as the first runner-up. This year, it was decided that the winners be each awarded \$100. The awards also came with a commemorative plate for each winner. Titles of the winning presentations were as follows:

- 1- *Use of bacterial antagonists in the biological control of Sclerotinia sclerotiorum infection of canola*, by **Y. Zhang**, W.G.D. Fernando, & F. Daayf (1st place);
- 2- *Differential expression of PR-1 and peroxidase in potato leaves infected with US-1 and US-8 genotypes of Phytophthora*

infestans, by **X. Wang** & F. Daayf (1st runner-up).

Our thanks to the Cereal Research Centre who allowed the access to the meeting facilities.

Business

- 1- Minutes of the 2002 meeting.
- 2- Financial report
- 3- New business:
 - a. The chair will ask for volunteers in order to help with fund raising and relations with our sponsors.
 - b. Next meeting organizing committee: the possibility of meeting jointly with our colleagues from Saskatchewan was discussed.
 - c. Other items: the idea of a website for our regional CPS section was discussed and it was decided to contact the members in charge of the CPS website to discuss this further.
 - d. Foreign scientists' sponsorship: last year our regional section sponsored two foreign scientists (Dr. Valentina Khokhlatcheva from Uzbekistan and Dr. Olga Marchenko from Ukraine). The members in presence discussed whether the sponsorship would be for one or more years, and a motion by Dr. Menzies, seconded by Dr. Rashid, stating that the sponsorship be for one single year per scientist was carried.
 - e. Dr. Menzies described the archiving project that the society intends to set up, which will also be part of the 75th celebration in the 2004 meeting in Ottawa.
 - f. Dr. Fernando, CPS board representative reported that Dr. Richard Martin, CPS president sends his regrets for not being present at the Regional meeting. Dr. Fernando conveyed Dr. Martin's warm wishes to all participants, and extended his invitation to all from Manitoba

to join the Annual CPS meetings in June 2004 in Ottawa, which will also coincide with the 75th anniversary of our society.

- g. Bank account: Dr. Daayf has suggested that a bank account be set up in order to deal with moneys received and spent by him as the chair. The membership agreed and it was decided that the regional section should have its own bank account. Dr. Daayf will follow up on this matter.

- 4- Regional Representative Appointment: Dr. Daayf has accepted to continue serving as the regional chair for Manitoba.
- 5- Adjournment: the meeting was adjourned at 4:00pm.

Respectfully submitted,

Dr. Fouad Daayf
CPS Regional Representative



Awards from the Manitoba regional CPS-SCP meeting. From left to right: Dr. J. Gilbert (papers judging committee), Xiben Wang (1st runner up), Yilan Zhang (1st place), and Dr. F. Daayf (MB Regional Chair)

People and Travel

Dr. Ieuan R. Evans, Agri-Trend Agrology Ltd. was the graduate student seminar speaker at Purdue University on March 10, 2004. Speaking before some 80 graduate students and faculty, Dr. Evans demonstrated that many diseases of wheat and barley, such as ergot, severe lodging, and major yield and quality losses could be due to nothing more than simple copper deficiency. Millions of prairie acres in Canada, up to 30 million acres in all can be low to highly deficient in copper for wheat and barley crops.

The seminar was said to be particularly welcomed by the graduate students, ostensibly suffering from severe overdoses of molecular biology information.

The 5th World Potato Congress was held in Kunming, China (25 March – 1 April, 2004) following a one year delay due to 'SARS'. More than 1200 delegates from 43 countries attended the technical presentations while about 11,000 attended the trade show. About 20 Canadians attended including the PEI Minister of Agriculture, Fisheries, Aquaculture and Forestry, the director of the International Centre for Potatoes (Lima, Peru), more than 10 researchers and Lloyd Palmer, the current president of the World Potato Congress. **Dr. Bud Platt**, Agriculture and Agri-Food Canada, Charlottetown Crops and Livestock Research Centre and current chair of the Global Initiative on Late Blight (Lima, Peru) provided an invited paper on the "Current Status of Late Blight Internationally".

Announcements

Submission Deadlines for the September issue of CPS - SCP News

PLEASE NOTE: The submission deadline for the **September issue** of CPS - SCP News is **August 13, 2004**. Please have your reports and submissions to the Editor by this date.

Assistant CPS News Editor position

As mentioned in a previous report in this issue, Dr. Lakhdar Lamari, University of Manitoba will be assuming the duties of CPS-SCP Website Editor, and as a result the position of Assistant CPS-SCP News Editor is available. If you are interested in the fast-paced world of scientific society newsletters this position could be just right for you! We are looking for someone who can help the current Editor and Associate Editor increase the French content of the CPS-SCP News. If you are interested please contact the CPS-SCP News Editor or Associate Editor. As a suggestion you could approach us at the CPS-SCP 75th Anniversary - Annual meeting in Ottawa and we can discuss the position over a beverage or your choice, courtesy of the Associate Editor (*Editors note: I have volunteered Jim for this auspicious duty as he never pays attention to the Editor's note*).

We would like to graciously thank Lakhdar Lamari for helping the Society as the Assistant CPS-SCP News Editor.

Poste de directeur (directrice) adjoint(e) des nouvelles à la SCP

Comme nous vous l'avons annoncé précédemment, le Dr. Lakhdar Lamari de l'Université du Manitoba assumera les fonctions de directeur scientifique du site Web pour la SCP-CPS. Ce changement aura pour effet, de libérer le poste d'adjoint à la rédaction des nouvelles du SCP-CPS. Si vous êtes intéressé à un emploi stimulant dans le domaine des bulletins d'information scientifiques, ceci pourrait être une occasion à ne pas rater. La personne que nous recherchons, aidera le directeur scientifique et le directeur scientifique associé dans leur mission d'accroître le contenu en français des nouvelles du SCP-CPS. Si cet emploi vous intéresse, vous pouvez contacter le directeur ou le directeur associé des nouvelles de la SCP-CPS. La personne intéressée pourrait également nous rencontrer lors de la réunion du congrès annuel-75 ième anniversaire qui se tiendra à Ottawa. Nous pourrions alors discuter plus amplement et ce,

accompagné d' un brevage de votre choix (une gracieuseté du directeur scientifique associé), du poste à combler. (Note de la rédaction: Puisqu' il ne prête jamais attention aux notes de la rédaction, Jim à été élu bénévole pour cette agréable corvée).

Nous aimerions profiter de cette occasion pour remercier Lakdhar Lamari de sa généreuse contribution comme directeur adjoint des nouvelles de la SCP.



Picture yourself in the fast-paced world of scientific society newsletters!

Imaginez-vous faisant partie du monde captivant des bulletins d'information scientifique!

Employment

Postdoctoral fellow - plant-pathogen interaction

Plant Science Department, McGill University, Ste. Anne de Bellevue, Quebec, Canada, is seeking a postdoctoral fellow to investigate "metabolic profiling for phenotyping resistance in wheat against fusarium head blight (FHB)". The research focus is on metabolic profiling of wheat cultivars/lines with different sources of resistance against FHB and quantification of resistance, relate metabolites/profiles to resistance to

better understand the mechanism of resistance and to develop high throughput methods for future screening of segregating lines against FHB. Background in Plant Pathology, plant-pathogen interaction, biochemistry, cell metabolism, etc. is preferred. The position is for two years and the salary is open depending on candidate's expertise and experience. Interested applicants should send a CV and contact information of two referees to: (via email preferred – ajjamada.kushalappa@mcgill.ca) Dr. Ajjamada Kushalappa, Associate Professor, Plant Science Department, McGill University, Ste. Anne de Bellevue, Quebec H9X 3V9, Canada; Phone: (514) 398-7851 Ext. 7867. Applications will be accepted until the position is filled.

Ph.D. position at Washington State University

A Ph.D. position is available in the Plant Pathology Department, Washington State University. The position is funded by WSARE and the project is titled "Augmentation and conservation of entomopathogenic nematodes and fungi to improve insect control in Pacific Northwest potatoes". A Masters in Entomology, Nematology or related fields is desirable.

Please, contact Dr. Ekaterini Riga, Washington State University, IAREC, 24106 North Bunn Rd., Prosser, WA 99350, USA. Tel:(509)786-9256, Cell:(509)781-0068, Fax:(509)786-9370, E-mail: riga@wsu.edu, <http://www.prosser.wsu.edu/>, <http://plantpath.wsu.edu/>, <http://plantpath.wsu.edu/people/faculty/riga.htm>

Contact the Editors

Kelly Turkington, Editor
Agriculture and Agri-Food Canada/Agriculture et Agroalimentaire Canada
AAFC - Lacombe Research Centre/AAC -
Centre de recherches de Lacombe
6000 C&E Trail/6000 C&E Trail
Lacombe, Alberta/Lacombe (Alberta)
T4L 1W1
Telephone/Téléphone: 403-782-8138
Facsimile/Télécopieur: 403-782-6120
turkingtonk@agr.gc.ca

Jim Menzies, Associate Editor
Agriculture and Agri-Food Canada/Agriculture et Agroalimentaire Canada
195 Dafoe Road/195 Dafoe Road
Winnipeg, Manitoba/ Winnipeg (Manitoba)
R3T 2M9
Telephone/Téléphone: 204-983-5714
Facsimile/Télécopieur: 204-983-4604
jmenzies@agr.gc.ca

In the March 2004 issue of the CPS-SCP News I asked if you could identify Dr. L. Piening in the photograph that appeared for the article on Dr. A.W. Henry. As an incentive I had indicated that the first person to respond to me would win a beverage of their choice, courtesy of the CPS-SCP News Editor (Jim M. you are off the hook for this one). The winner of the contest is Dr. Bruce Gossen and he can collect his prize at the Annual meeting in Ottawa in June. I also received another call shortly after Dr. Gossen's call. The second caller also correctly identified Dr. Piening in the photograph, but was able to identify the other individuals present. As a consequence, I have decided to award a consolation prize to Dr. E. Ward in the form of a beverage of his choice. Hopefully, Dr. Ward can also collect his prize at the Annual meeting.

All the best,

Kelly