

## Color plates

### **Locating Text Sections and Figures**

Text sections are numbered consecutively within each chapter. For example, section 16.2 describes bacterial soft rot, the second topic of Chapter 16, Potato. To find a text section, refer to the running heads, which carry the inclusive section numbers for each two-page spread.


Color illustrations, pages 397-533, appear in the same order and have the same number as the corresponding text section; for example, figures *16.2a* and *16.2b* illustrate the symptoms of bacterial soft rot of potato. Line drawings, halftones and tables are numbered similarly, except that a text figure number contains the letter T; for example, Figure *16.2T1* illustrates the disease cycle of bacterial soft rot of potato.



**2.3a** Barnyard grass; seedling.



**2.3c** Green foxtail; seedling.



**2.3e** Kochia; seedling.




**2.3g** Redroot pigweed; seedling.



**2.3b** Wild buckwheat; seedling.



**2.3d** Common groundsel; flower bud stage.



**2.3f** Lamb's-quarters; seedling.



**2.3h** Shepherd's-purse; seedling.



**2.3i** Quack grass; seedling.





**2.3j** Quack grass; in head.




**2.3k** Canada thistle; in bloom.



**2.3m** Quack grass; rhizomes.



**2.3n** Common ragweed; seedling.



**2.3p** Annual smartweed; seedling.



**2.3q** Clockwise from top: lamb's-quarters, shepherd's-purse, red- root pigweed, purslane.



**3.7a** Ground beetle (carabid); larvae beneficial, adults may damage small fruits; 4-12 mm.



**3.7b** Lady beetle; adult; both adults and larvae are predators on aphids.